



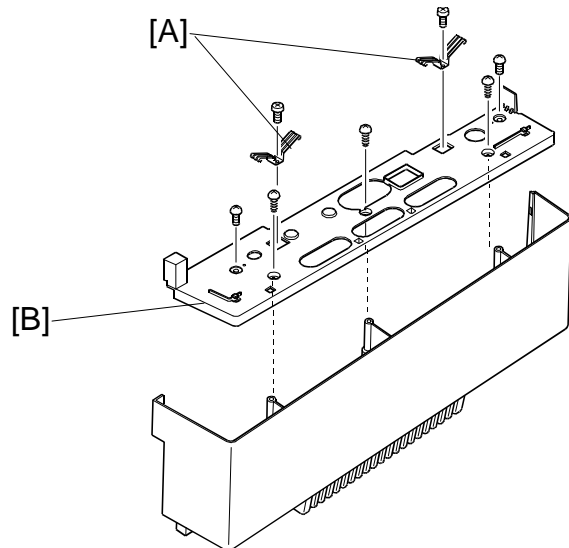
PAPER FEED UNIT

1. REPLACEMENT AND ADJUSTMENT

1.1 COVER

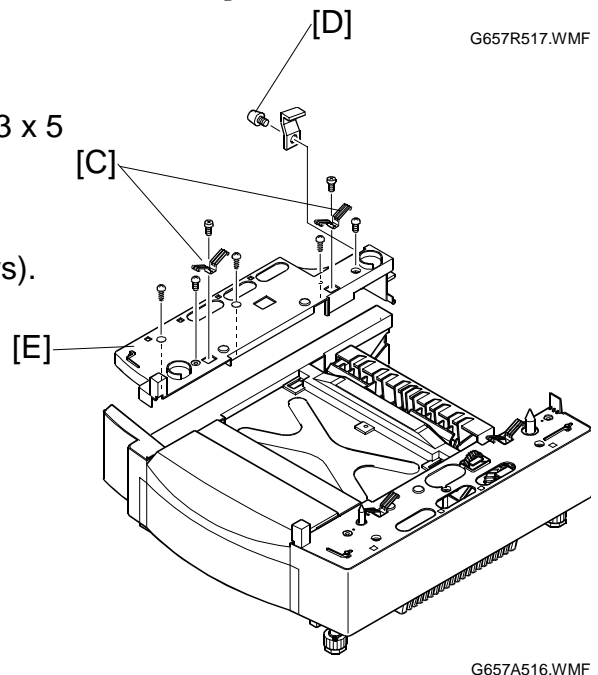
1.1.1 RIGHT TOP COVER

1. GND contacts [A] (2 x  M3 x 5).
2. Right Top Cover [B] (5 x  M4 x 10).



1.1.2 LEFT TOP COVER

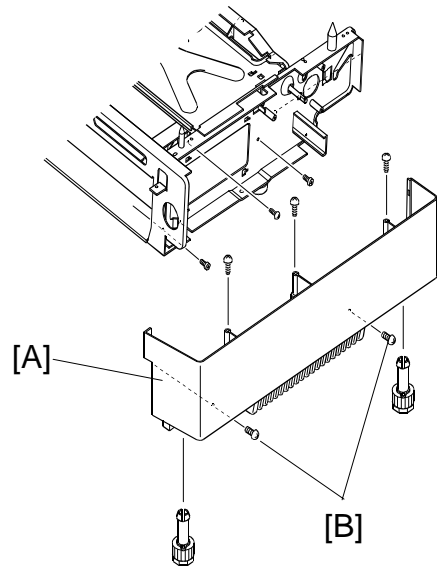
1. GND contacts (2 locations) [C] (2 x M3 x 5 screws)
2. Screw PL [D] for Metal Coupler 1.
3. Left Top Cover [E] (5 x M4 x 10 screws).



Peripherals

1.1.3 RIGHT BASE COVER

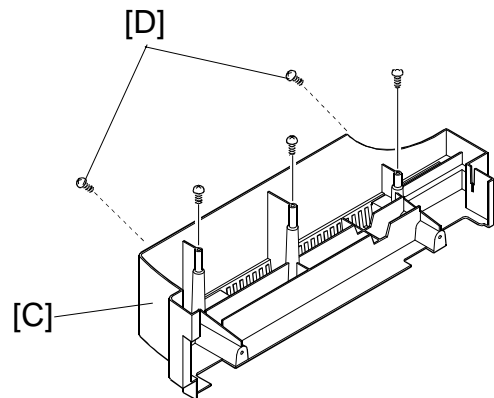
1. Right Top Cover. (☛ 4.1.1).
2. Right Base Cover [A] (☛ x 2 [B]).



G657A514.WMF

1.1.4 LEFT BASE COVER

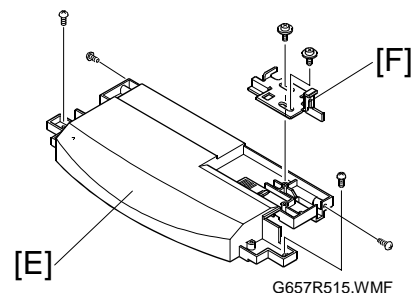
1. Left Top Cover. (☛ 4.1.2).
2. Left Base Cover [C] (☛ x2 [D]).



G657A513.WMF

1.1.5 FRONT TOP COVER

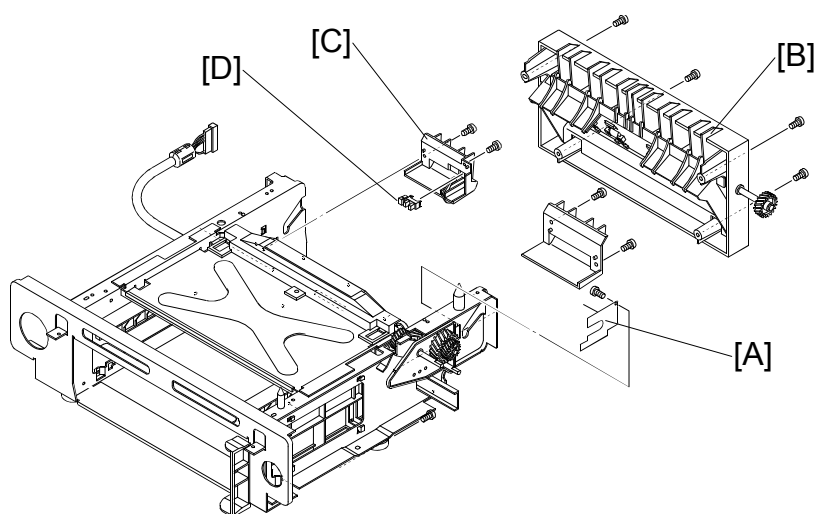
1. Right Top Cover.
2. Left Top Cover.
3. Base Cover.
4. Base Cover.
5. Front Top Cover (E) (4 x ☛ M4 x 10).
6. Metal Coupler 2 [F] (2 x ☛ M3 x 8).



G657R515.WMF

1.2 PAPER SENSOR (PEL)

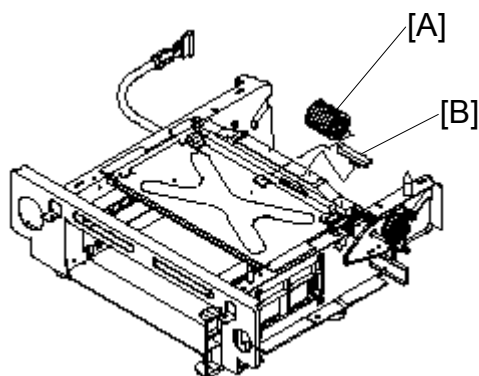
1. Gear Cover [A] (⌘ x 1).
2. Rear Cover Assy [B] (⌘ x 4).
3. Paper Guide (UL) assembly [C] (⌘ x 2, 1 connector).
4. Paper sensor [D] from the Paper Guide (UL) assembly (Snap-in)



G657A510.WMF

1.3 PAPER FEED ROLLER/SEPARATOR PAD (2)

1. Rear Cover Ass'y.
2. Paper Guide (UL) Ass'y.
3. Slide the paper feed roller [A] along the shaft, and remove the paper feed roller [A].
4. Separator pad (2) [B].

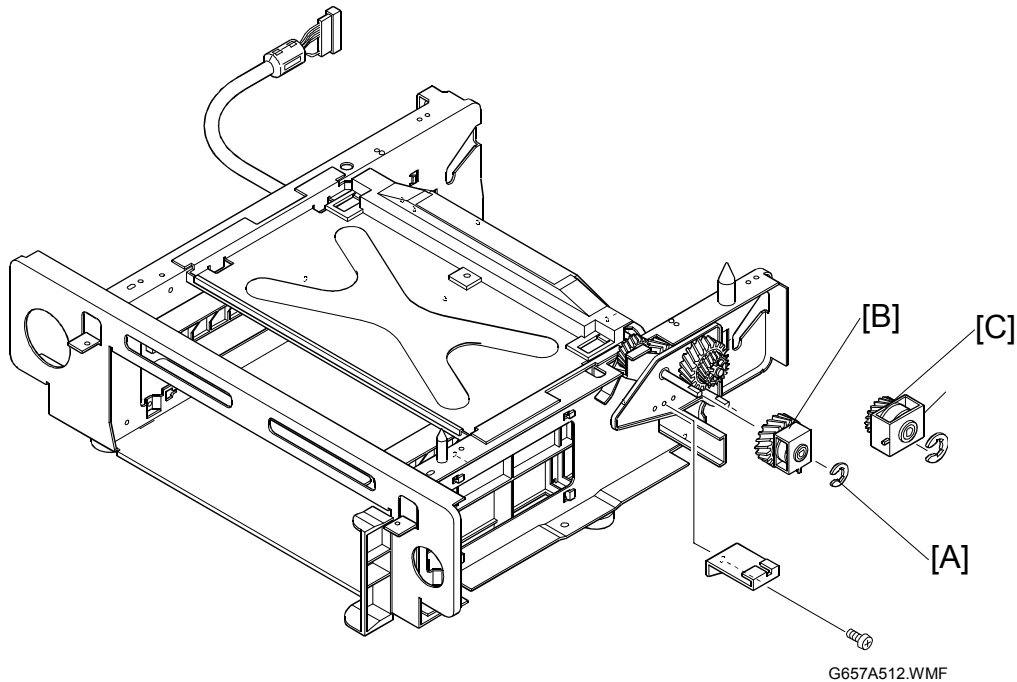


G657A518.TIF

1.4 PAPER FEED CLUTCH (PKCL)/LF CLUTCH D (DPKCL)

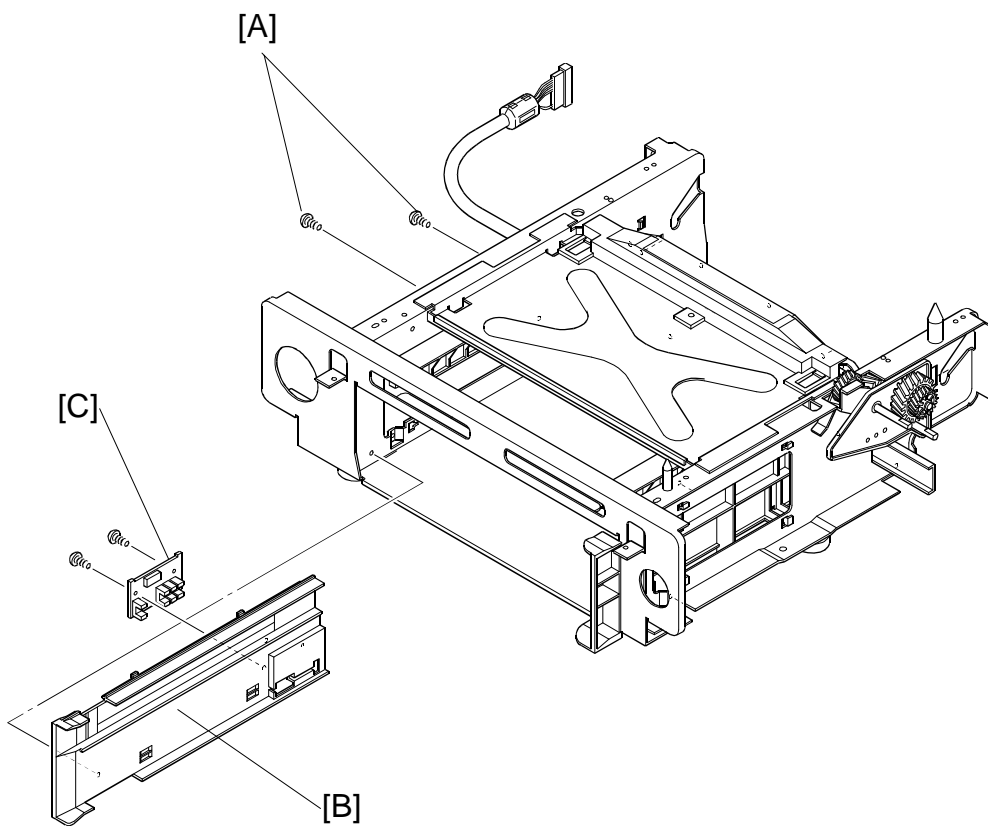
1. Right Top Cover.
2. Right Base Cover.
3. Disconnect the cable connected to the clutch.
4. Paper Feed Clutch Stopper (E-clip) [A] (⌀ x 1), Paper Clutch [B] from the shaft.
5. LF Clutch D [C] (⌀ x 1) from the shaft.

NOTE: When putting back the clutches, make sure that the clutch stoppers are set in the cut-out in the clutch stopper washer:



1.5 PAPER SIZE SENSOR 2 (SL2-PS-A57 PWB ASSY)

1. Left Base Cover.
2. Disconnect the cable connected to the Paper Size Sensor 2.
3. Screws [A] (2 x M3 x 8 binding screw) of the Left Cassette Guide.
4. Pull the Left Cassette Guide [B] toward you.
5. Paper Size Sensor 2 [C] (2 x M3 x 8 binding screws).



G657A511.WMF

Peripherals